

AGES 8+

MISSION
CENTRAL APP™*
RAIL MOUNT

DEVICE SHELL

RAIL ATTACHMENT

Adult assembly required.
No tools needed.

Product and colors may vary.
Be sure to read and follow all
instructions carefully before using
this product.
Fits 4/4S/5 and iPod touch 4/5.
iPhone®/iPod touch® not included.
Questions? Call 1-800-327-8264



iPhone, iPod touch, and iTunes are trademarks of
Apple Inc., registered in the U.S. and other countries.
App Store is a service mark of Apple Inc.®* and/or
TM* & © 2013 Hasbro. All Rights Reserved.
EC Reg. Des. App.
A5069 PN 7383610000


NERF
Rebelle
STEP UP
STAND OUT

PLAY NOW AT
NERFREBELLE.COM
ASK A PARENT BEFORE GOING ONLINE.




DOWNLOAD APP

On your mobile device, download and install the free* NERF REBELLE™* App.
Ask a parent before going online.




ASSEMBLY



- 2** Insert your iPhone®/iPod touch® into the DEVICE SHELL.



- 3** Attach the RAIL ATTACHMENT to your blaster's ACCESSORY RAIL.




(Blaster sold separately.)

BEGIN YOUR MISSION

- 1** Activate the app.
- 2** Select your desired mode.
- 3** Begin your mission. Complete instructions are available in the app.

REMOVING YOUR DEVICE



NOTE: This device is not intended to provide protection to the iPhone/iPod touch. Hasbro is not responsible for damage to iPhone/iPod touch. Blaster does not charge device.