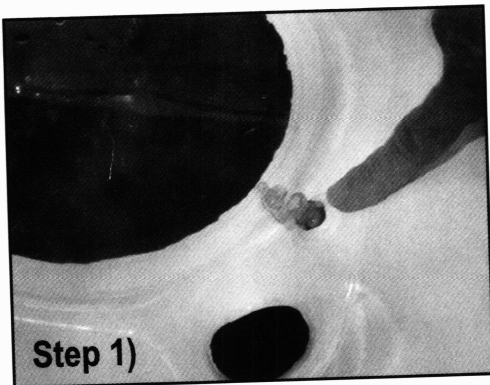


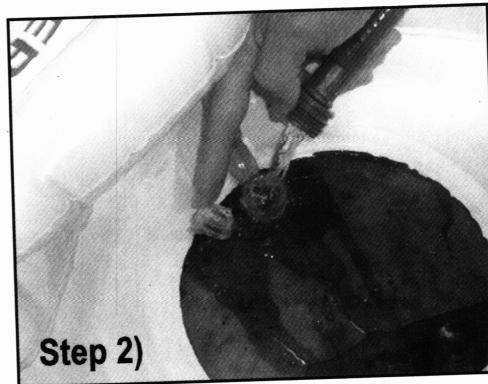
Congratulations on your purchase of the new **Sea Window™**

Please, follow these instructions for maximum enjoyment!



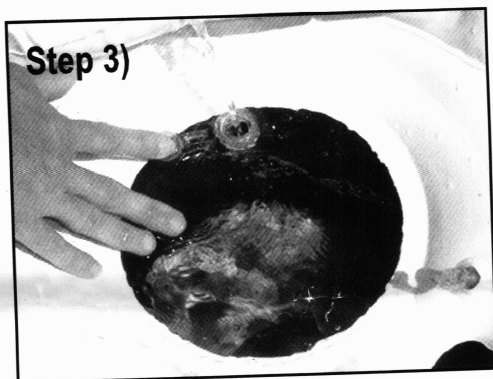
Step 1)

First inflate viewing area chamber about 80% or until the inside chamber walls expand slightly into the viewing area. Then inflate the remaining air chambers.



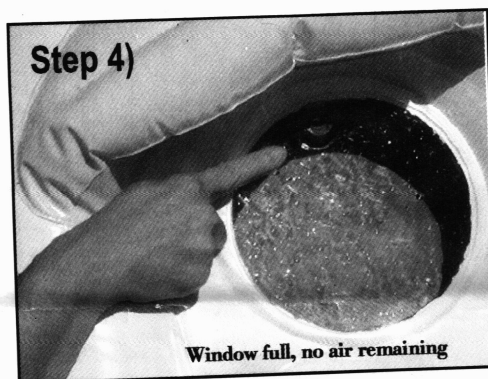
Step 2)

Lay **Sea Window™** down with the front higher than the back and slowly, no pressure, fill with fresh water or clear sea water.
(After sea water use, rinse thoroughly with fresh water)



Step 3)

When water reaches the top pane lift front of craft slightly, if needed to help remove air. Reduce water pressure to a gradual flow, and continue to fill.



Step 4)

Window full, no air remaining

When window is almost full, reduce water pressure to a trickle. When all air is removed and water comes out the spout, replace cap. Finish inflating viewing area chamber then you're ready to go.

- When the water reaches the top lens during filling, and bubbles or condensation appear against the inside of the top lens, drain some water, add one very small drop of liquid soap and refill. Too much soap will create suds. If this occurs, empty and refill until suds no longer appear.
- The water in your **Sea Window™** will need to be changed from time to time, do not exceed seven days. To extend the time intervals, add 2 or 3 drops of bleach or algacide to the water.
- The lenses of the viewing area are shatter proof, but like all types of lenses are not **SCRATCH PROOF**. Use caution when using and keep covered when in storage.
- Inflating or deflating the headrest will adjust the height to your comfort. Inflate for larger users or deflate for smaller users.
- Remove from direct sun light when not in used.

Your new **Sea Window™** inflatable is manufactured from quality materials and has been individually tested at the factory. Over inflation can cause leaks. Do not inflate with a compressor or other high pressure pump. Inflate to approximately 80% full capacity, the sun will create additional pressure.

WARNING: Inflating to full hardness can damage the seams.

SEA WINDOW™
PERSONAL SNORKELING CRAFT

Caution:
Do not dive or jump onto craft! Do not sit, stand or jump on viewing window!