



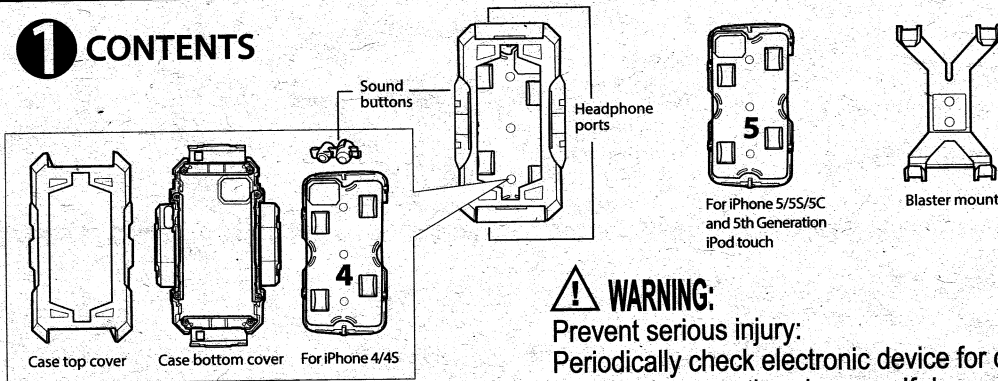
WARNING: Do not aim at eyes or face. Only use projectiles supplied with this toy. Do not fire at point blank range. Always wear appropriate eye-wear, sold separately.

ACTION VIDEO PACK

6+

Please keep these instructions for future reference as they contain important information.

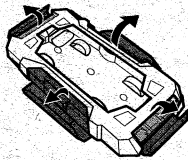
1 CONTENTS



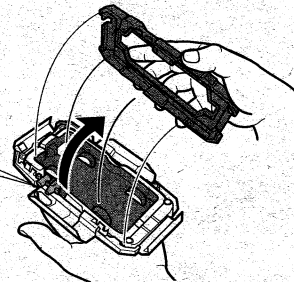

! WARNING:
Prevent serious injury:
Periodically check electronic device for cracks, broken glass or other damage. If damaged, immediately remove from this product.

2 ATTACHING DEVICE TO CASE

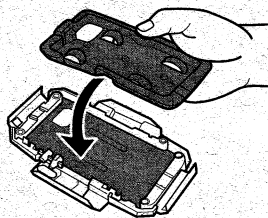
A. Unlock side clips.



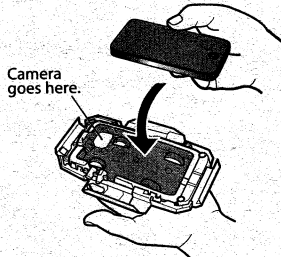
B. Remove top cover.




C. Insert cushion pad compatible with your device into case.



D. Insert your device.



E. Replace top cover and lock side clips.

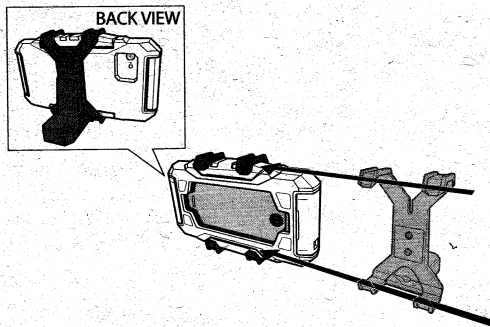


NOTE: If your iPhone® / iPod touch® is fitted with a protective case or cover, remove it before inserting the device.

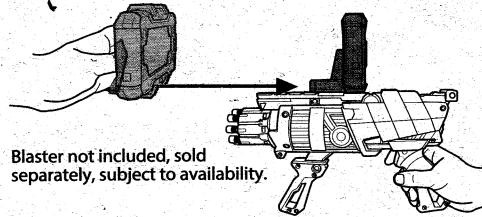
iPhone / iPod touch not included.

3 ATTACHING TO BLASTERS

A. Attach blaster mount to case.



B. Attach case to the blaster rail. (If necessary, remove shields before attaching case to blaster rail.)



Blaster not included, sold separately, subject to availability.

Attaches to most BOOMco.™ Blasters, excluding CLIPFIRE™ & QUICKSNAP™.

⚠ CAUTION: Do not aim at eyes or face.
TO AVOID INJURY: Use only darts designed for this product.
 Do not modify darts or dart blaster.

4 ACTION VIDEOS

A. Using your iPhone / iPod touch, log on to the App Store™. Search for "BOOMco. Action Video". Download and install the app.



B. Tap the on-screen BOOMco.™ app icon to start app.

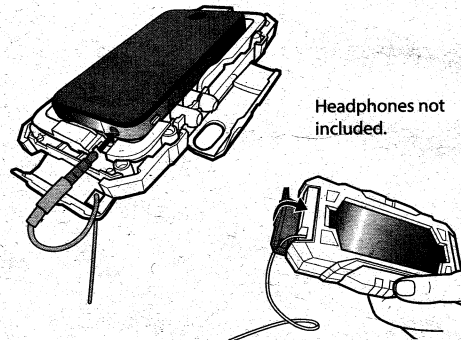


C. Follow the on-screen instructions to amp up and share your epic battles!



5 PERFORMANCE TIPS

To connect headphones:
 Remove top cover. Feed wire through side clip appropriate for your device and plug headphones in. Adjust excess wire, then replace top cover and lock side clips.



NOTE: Always remove top cover before disconnecting headphones.

©2014 Mattel. All Rights Reserved. Mattel, Inc., 636 Girard Avenue, East Aurora, NY 14052, U.S.A. Consumer Relations 1-800-524-8697. Mattel U.K. Ltd., Vanwall Business Park, Maidenhead SL6 4UB. Helpline 01628 500303. Mattel Australia Pty., Ltd., Richmond, Victoria. 3121. Consumer Advisory Service - 1300 135 312. Mattel East Asia Ltd., Room 503-09, North Tower, World Finance Centre, Harbour City, Tsimshatsui, HK, China. Diimport & Diedarkan Oleh: Mattel SEA Ptd Ltd.(993532-P) Lot 13.5, 13th Floor, Menara Lien Hoe, Persiaran Tropicana Golf Country Resort, 47410 PJ, Malaysia. Tel:03-78803817, Fax:03-78803867.

Compatible Devices: iPhone 4/4S/5/5S/5C and 5th Generation iPod touch (requires iOS 6.0 or higher) Apple, the Apple logo, iPhone, and iPod touch are trademarks of Apple Inc., registered in the U.S. and other countries. App Store is a service mark of Apple Inc.

