



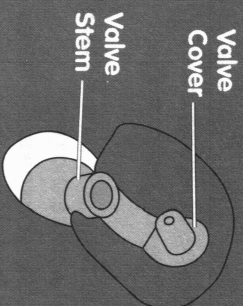
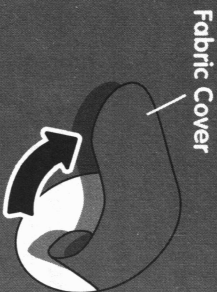
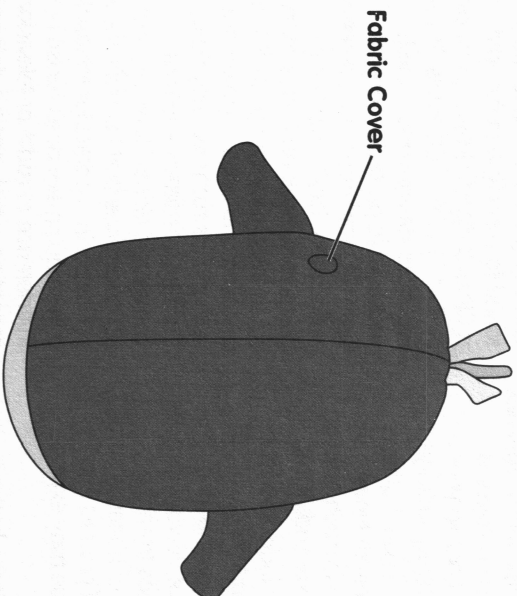
Please keep this instruction sheet for future reference, as it contains important information.

Requires three "C" (LR14) **alkaline** batteries (not included) for operation.

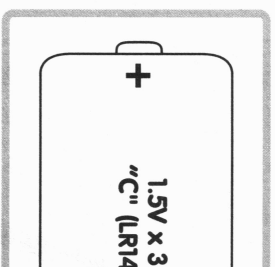
Adult assembly is required.

Tool required for battery installation:
Phillips screwdriver (not included).


Assembly






- Flip up the fabric cover to locate the valve.
- When first opened, you need to locate the valve inside the fabric.
- Insert your finger into the fabric hole and pull the valve through the fabric hole.
- Squeeze the stem on the valve to inflate the penguin. Do not over-inflate.
- Close the valve cover once inflated and push the valve back inside the fabric.
- Replace the fabric cover.



Wobblin' 'n Gigglin' Fun!



- Slide the power/volume switch to either on with low volume  or on with high volume 
- When baby bats the penguin, musical sound effects play as the penguin wobbles around.
- When you are finished playing, slide the power/volume switch off .



Fisher-Price, Inc., a subsidiary of Mattel, Inc. East Aurora, New York 14052, U.S.A.
 ©2007 Mattel, Inc. All Rights Reserved. ® and ™ designare U.S. trademarks of Mattel, Inc.

PRINTED IN CHINA
 M4046p-0920

Battery Safety Information

- In exceptional circumstances, batteries may leak fluids that can cause a chemical burn injury or ruin your product. To avoid battery leakage:
- Do not mix old and new batteries or batteries of different types: alkaline, standard (carbon-zinc) or rechargeable (nickel-cadmium).
 - Insert batteries as indicated inside the battery compartment.
 - Remove batteries during long periods of non-use. Always remove exhausted batteries from the product. Dispose of batteries safely. Do not dispose of product in a fire. The batteries inside may explode or leak.
 - Never short-circuit the battery terminals.
 - Use only batteries of the same or equivalent type, as recommended.
 - Do not charge non-rechargeable batteries.
 - Remove rechargeable batteries from the product before charging.
 - If removable, rechargeable batteries are used, they are only to be charged under adult supervision.

FCC Statement


United States Only

This equipment has been tested and found to comply with the limits for a Class B digital device, pursuant to Part 15 of the FCC Rules. These limits are designed to provide reasonable protection against harmful interference in a residential installation. This equipment generates, uses and can radiate radio frequency energy and, if not installed and used in accordance with the instructions, may cause harmful interference to radio communications. However, there is no guarantee that interference will not occur in a particular installation. If this equipment does cause harmful interference to radio or television reception, which can be determined by turning the equipment off and on, the user is encouraged to try to correct the interference by one or more of the following measures:

- Reorient or relocate the receiving antenna.
- Increase the separation between the equipment and receiver.
- Consult the dealer or an experienced radio/TV technician for help.

Note: Changes or modifications not expressly approved by the manufacturer responsible for compliance could void the user's authority to operate the equipment.

- Wipe this toy with a disinfectant solution. Do not immerse in water.
- This toy has no consumable parts. Check the plastic parts for damage and replace them properly.



Write to: Fisher-Price, Inc., East Aurora, NY 14052
 Attention: Customer Service
 For more information, visit us at
 www.fisher-price.com
 ©2007 Fisher-Price, Inc. All rights reserved.