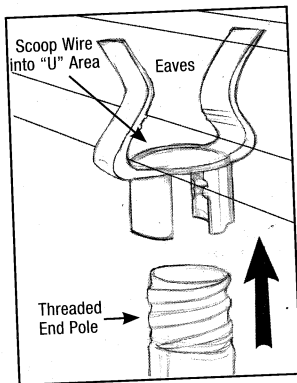




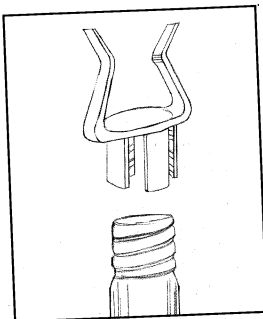
NO LADDER™ EAVES CLIPS

The fastest, easiest, and safest way to decorate your eaves with holiday lights. Now you can hang your lights (Icicle, Mini and C7/C9, large bulbs) with any threaded-end pole (up to 12ft). No Ladder™ Eaves Clip was developed by St. Nick's Choice™ to help you decorate your eaves without having to use a ladder.

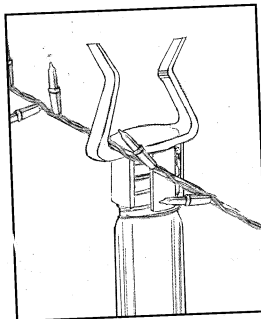
- Works with most threaded-end poles (Broom Pole, Extendable Pole, Mop Pole, Light Bulb Changing Pole, etc.)
- Works on most eaves up to 1" thick.
- Use one clip every 18"-24" inches or to your desired spacing.




Screw



Scoop

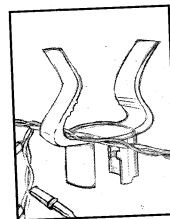


& Snap!

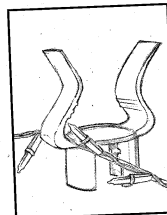


DIRECTIONS FOR USE:

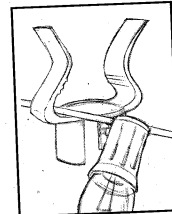
1. Screw clip onto a pole. Do not over-tighten.
2. Scoop light wire into front hook or into "U" area.
3. Raise pole and push clip onto eaves.
4. Unscrew pole, repeat.



Icicle Lights



Mini Lights



Large C7 & C9 bulbs

WARNING:

1. Keep poles at least 15 feet from power lines.
2. USE ONLY FROM THE GROUND – DO NOT attempt to use a pole while standing on a ladder or in an unstable position.
3. Do not use a pole longer than 12 feet as it may be more difficult to control and maneuver. Do not use any pole that may be too big to handle for your physical ability.
4. Do not use during a lightning storm or bad weather.
5. Do not use in any manner other than intended use.
6. This seasonal use product is not intended for permanent installation or use.
7. Do not install while lights are on - unplug lights from outlet.
8. Due to nature of installing lights with the aid of a pole, it is possible that the lights may be damaged during installation, use or removal.

CAUTION: Please read **SAFETY INSTRUCTIONS** thoroughly before use. Follow all instructions by light and pole manufacturers. This is not a toy - Keep away from children. Lights should not be plugged in during installation.

Patent No. US 6,685,151, B2

© 2007-2010 Dyno Seasonal Solutions, LLC™
 Pompano Beach, Florida 33064
 www.dynoseasonalsolutions.com
 MADE IN CHINA

HOW MANY CLIPS DO I NEED?	
SQ. FOOTAGE OF HOME	APPX. CLIPS NEEDED
1,500 SQ. FT.	50 - 75
2,250 SQ. FT.	100 - 150
3,000 SQ. FT.	200 - 250
4,000 SQ. FT.	250 - 300

ITEM #97107



6 81884 97107 7